



Hout- en palenkliever 16 & 25 ton

Serie H



Kliever 25 ton, opening 280 cm, slaglengte van de cilinder 180 cm, aftakas en elektromotor gecombineerd

TECHNISCHE GEGEVENS


Model	HHY	HPF	HEL	HPE	HES
Aandrijving	Hydrauliekaansluiting	Aftakas	Elektromotor 5,5 pk	Combinatie aftakas en elektromotor	9 pk Honda
Kliefkracht (ton)	16	16	16	16	16
Gewicht (kg)	340	390	390	420	470
Slaglengte cilinder	100	100	100	100	100
Of slaglengte		150	150	150	
Kliefkracht (ton)	/	25	25	25	/
Gewicht (kg)	/	520	520	550	/
Slaglengte cilinder	/	100	100	100	/
Of slaglengte	/	150	150	150	/
Maximale opening (cm)	200	200	200	200	200

BESCHIKBARE MODELLEN

- Met omkeerbaar mes, hydraulische laadvork, steunvoeten

SPECIAAL MODEL

- Op wielas met voertuigkoppeling
- Slaglengte cilinder 2 meter



HORIZONTAL 28 TONS LOG-SPLITTERS - 120 CM

PRESENTATION

The top performer of the horizontal log-splitters, specifically designed with the professionals in mind. Easy to transport, this machine is installed to create a real working space enabling the operator to manage his work-site.

Power : 28 Tons

Automatic speed

Maximum length : 120 cm

Maximum diameter : 110 cm



GENERAL CHARACTERISTICS

- Power : 28 Tons
 - Optimized output thanks to the flow regulator which adapts the splitting speed to the requisite power.
 - User convenience : lifting fork and wide discharge table as standard equipment, hydraulically adjustable 2/4 splitting blades
 - Ease of transport : folding table and hydraulic cylinder and single axle trailer version available
 - Power supply : 400 V electric motor, P.T.O (combination of electric motor and power take-off)
 - Safe operation thanks to two-handed control
 - 2-year warranty
-

OPTIONS

- Radio-controlled logging winch
- 6-part splitter

TECHNICAL CHARACTERISTICS



H 28 T

- Tons (T) : 28
- Cutting length (cm) : 120
- ++ : automatic speed

TRACTOR PTO

Reference : HPF 28
Weight (kg) : 1005
Oil (L) : 85
Pump output (L/min) : 89
Speed 1 (cm/s) : 24
Speed 2 (cm/s) : 24
Return speed (cm/s) : 21.8

ELECTRIC 400V

Reference : HEL 28
Weight (kg) : 1069
Oil (L) : 85
Pump output (L/min) : 87.8
Speed 1 (cm/s) : 22.7
Speed 2 (cm/s) : 22.7
Return speed (cm/s) : 16.2

PTO + ELECTRIC 400V

Reference : HPE 28
Weight (kg) : 1075
Oil (L) : 85
Pump output (L/min) : 89 (P) / 87,8 (E)
Speed1 (cm/s) : 24 (P) / 22.7 (E)
Speed 2 (cm/s) : 25 (P) / 22.7 (E)
Return speed (cm/s) : 21.8 (P) / 16.2 (E)



H28 T ON AXLE

- Tons (T) : 28
- Cutting length (cm) : 120
- Speed : automatic
- Oil (L) : 85

TRACTOR PTO

Reference : HPF 28 ESSIEU
Weight (kg) : 1150
Oil (L) : 85
Pump output (L/min) : 89
Speed1 (cm/s) : 24
Speed 2 (cm/s) : 24
Return speed (cm/s) : 21.8

ELECTRIC 400V

Reference : HEL 28 ESSIEU
Weight (kg) : 1295
Oil (L) : 85
Pump output (L/min) : 87,8
Speed 1 (cm/s) : 22.7
Speed 2 (cm/s) : 22.7
Return speed (cm/s) : 16.2

TRACTOR PTO + ELECTRIC

Reference : HPEL 28 ESSIEU
Weight (kg) : 1330
Oil (L) : 85
Pump output (L/min) : 89 (P) / 87.8 (E)
Speed 1 (cm/s) : 24 (P) / 22.7 (E)
Speed 2 (cm/s) : 25 (P) / 22.7 (E)
Return speed (cm/s) : 21.8 (P) / 16.2 (E)
